

St George Community Planning  
Survey Feb-Mar 2019 |

Results

# Contents

- Background
- Results
- Initial Conclusions
- Actions

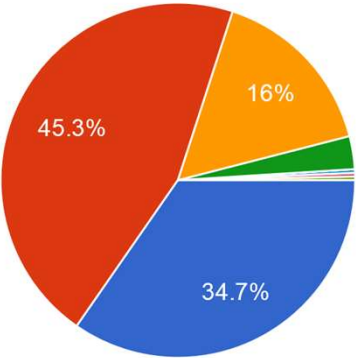
## Background

- Carried out by the St George Community Network
- Survey ran from 17 February to 17 March 2019
- Using Google Survey with option to ask for paper copy
- 302 responses (300 online, 2 Paper copy)
- Publicity via online groups, posters, cards and word of mouth

# Results Q1

1. How often do you or a member of your household visit St George Park?  
(Please select one)

300 responses



- Every day
- At least once a week
- At least once a month
- Infrequently
- Never
- At least once a day in summer and at least a couple of times a week in winter.
- Most days
- Twice a day

**Highlights**  
80% visit park at least once a week

## Slide 4

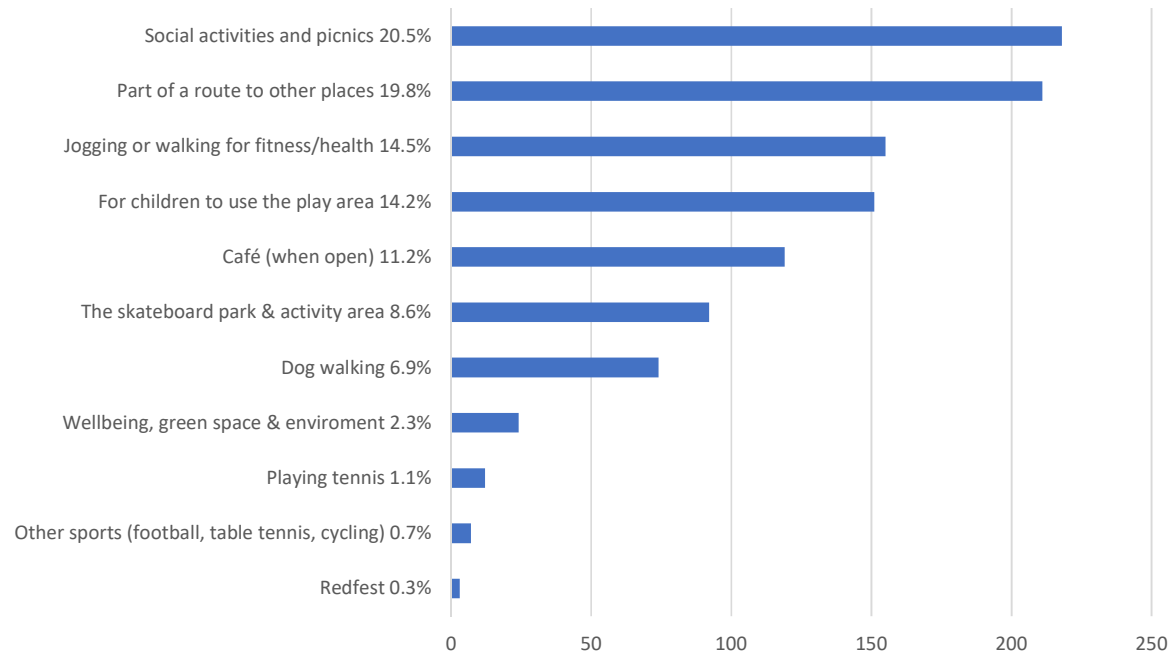
---

**NB1**

Nick Burroughs, 13/03/2019

# Results Q2

Q2 How do households use the park?

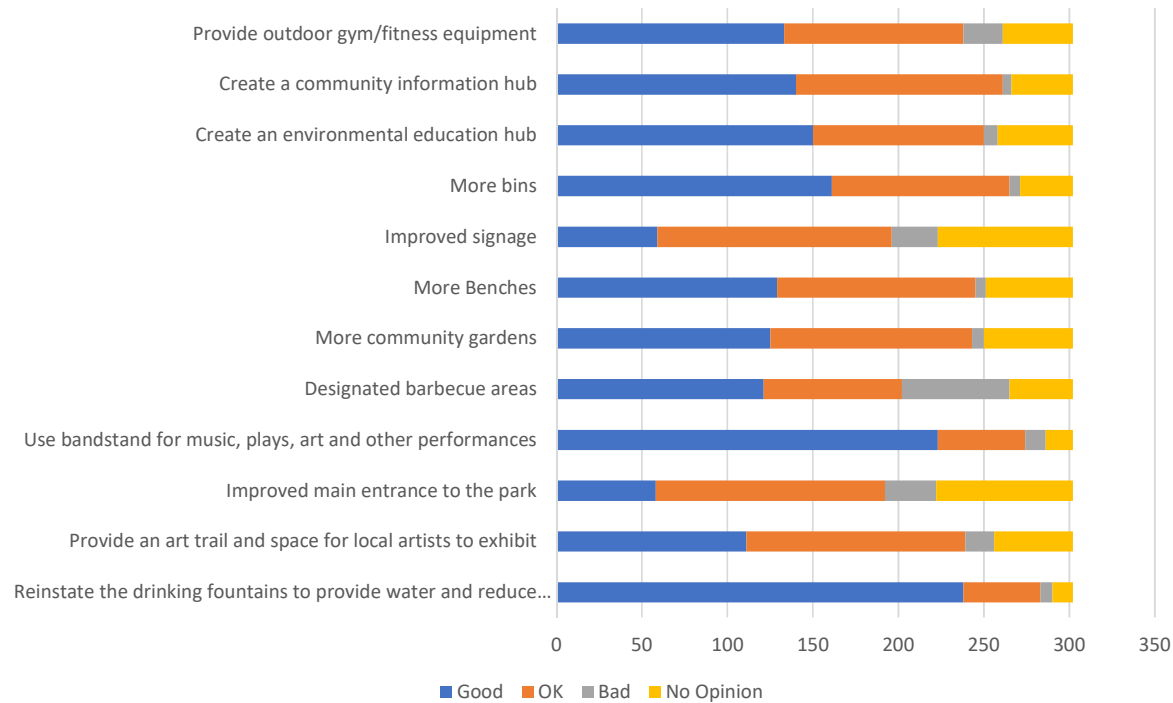


## Highlights

- *Average 3.5 activities per respondent*
- *No surprises?*
- *Don't forget about Redfest*

# Results Q3

Q3 Improving Facilities

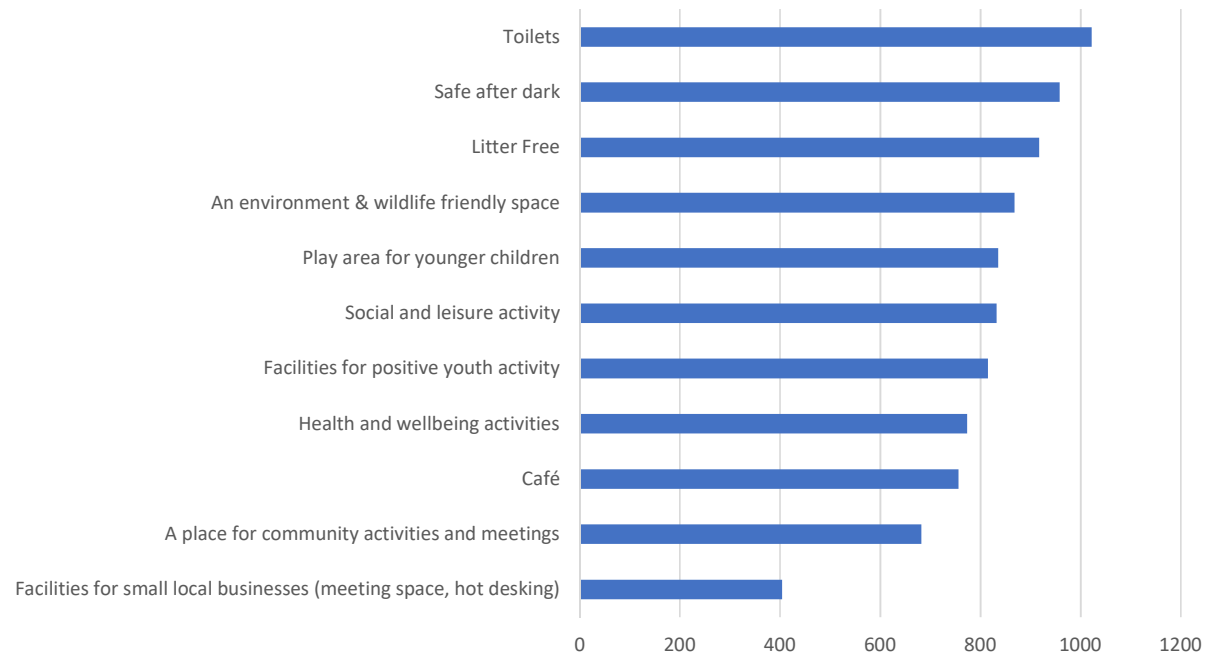


## Highlights

- *Bandstand & fountains most popular*
- *Entrance & signage are least "Good"*

# Results Q4

Q4. What is most important for the park to provide?



*Score is based on ranking, e.g. ranking as a 1 scores 4 , a 5 or empty scores 0*

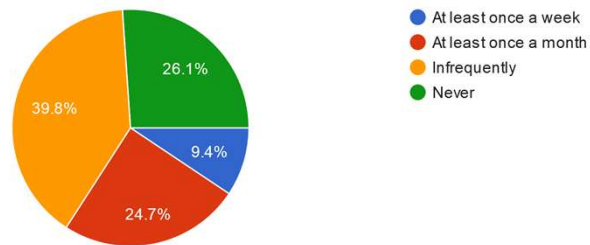
## **Highlights**

- *People want the basic park services*
- *Café, community & business are not regarded as key*

## Results Q5 & Q6

5. Do you use the library at the south west corner of the park on Church Road? (Please select one)

299 responses

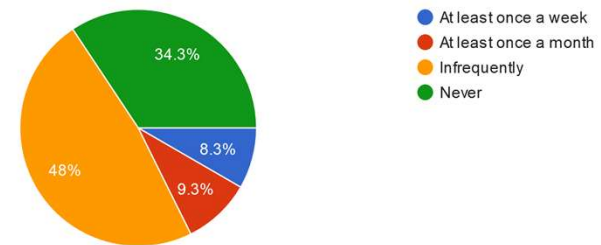


### **Highlights**

*34% use library at least monthly*

6. Do you use the community centre on the south side of the park on Church Road? (Please select one)

300 responses

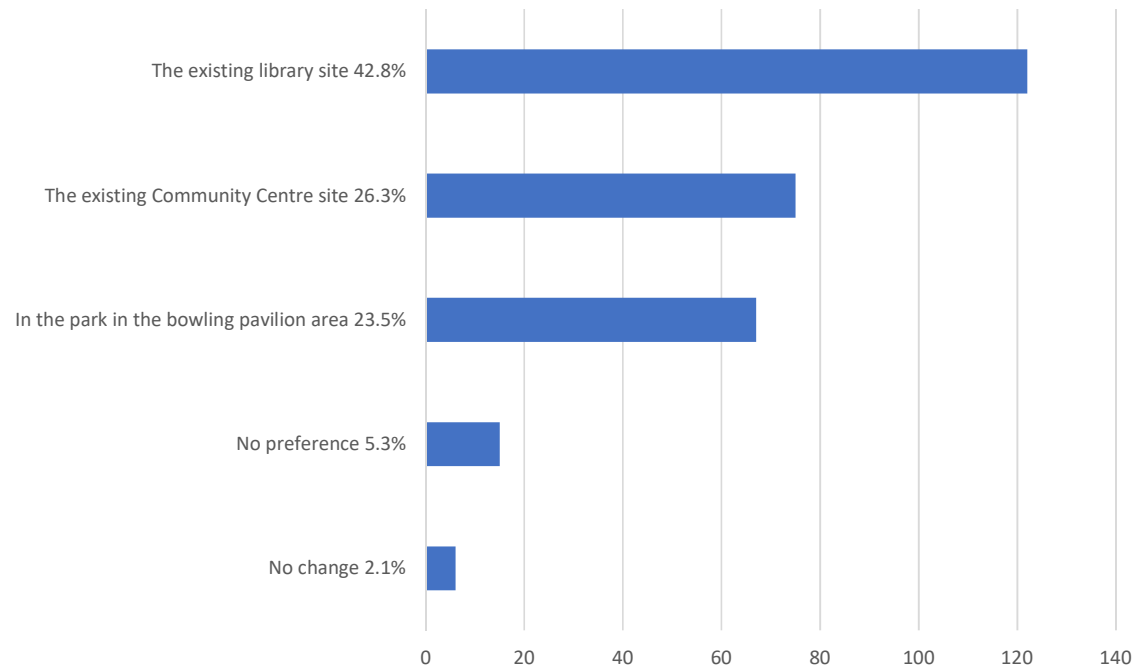


### **Highlights**

*18% use community centre at least monthly*

# Results Q7

Q7 Preference for combined community space & library



## ***Highlights***

*Library is favourite but opinions split*

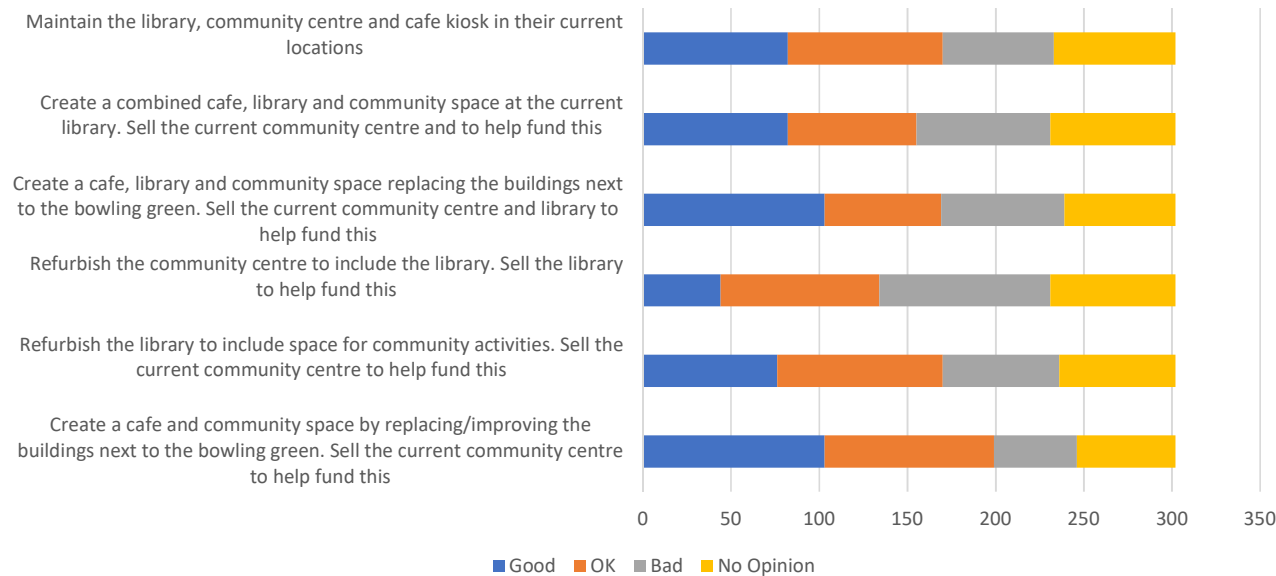
## Results Q7 - Comments

Comments on specifically on Q7:

- Access off Church Road is best for access and public transport links and the current parking provision.
- Within the park would not be good after dark.
- It's a shame the current library is such an eyesore ... It needs repurposing [as a] Library/info/heritage centre
- Improve what we have rather than try to re-jig everything for no particular gain.
- I think they should remain separate. Building a new space is totally unnecessary.
- Would be happy with any of the above. As long as there are toilets.
- Whatever the plans keeping a library is a priority
- Somewhere central but safe and needs to be accessible
- I don't think these should be sited in the park ... needs to remain a Park rather than something else.
- The library area and the community area are already sensible locations.
- They can be improved but the risk to simply selling up and locating to the park is too short-term.
- Improve what we have rather than try to re-jig everything for no particular gain.

# Results Q8

Q8 Rate the Building Options



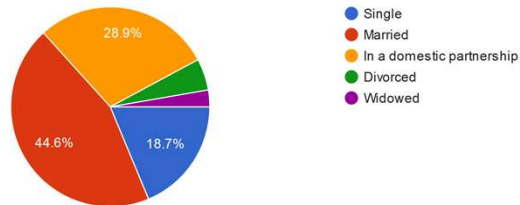
## Highlights

- *No clear favourite but support for more than a café in the centre*
- *Question would have been better to rank in order of preference?*

# Results Q9-Q13

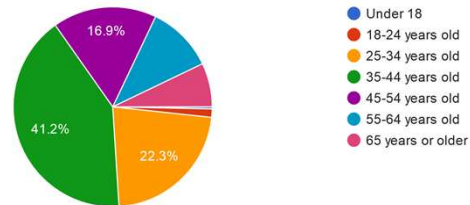
## 9. What is your marital status?

294 responses



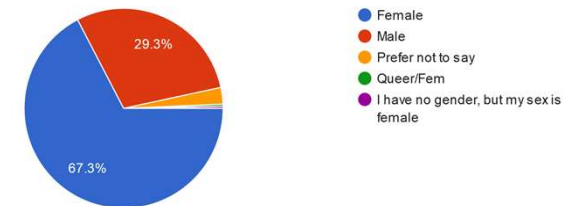
## 10. What is your age?

296 responses



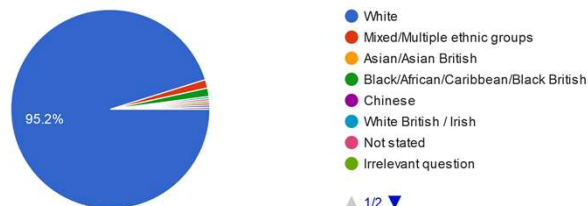
## 11. What is your gender?

297 responses



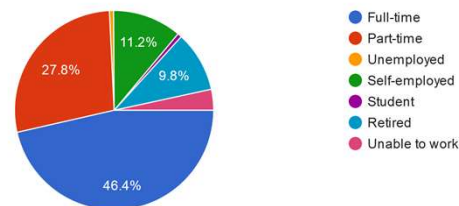
## 12. What is your ethnic group? Choose one option that best describes your ethnic group or background.

292 responses



## 13. What is your current employment status?

295 responses



## Highlights

- Over 60% under 45
- 67% female
- 95% white
- 84% working
- How representative is this?

## Results – Comments

- 102 Comments, split (some in multiple categories)
  - Buildings (30)
  - Toilets (18)
  - Use (15)
  - Upkeep (14)
  - Access (10)
  - Lake (9)
  - Environment (8)
  - Children & Play Areas (4)
  - Skate park & activity area (4)
  - Youth (3)
  - Other (18 comments not directly related to the survey)
- See separate document for detail
- These need to be reviewed and action points identified

## Initial Conclusions

- Great level of response but ...
- ... reaching our target group is difficult! Echoes Page Park comments
- 102 respondents added to our mailing list gives us a base to build on
- Respondents were mostly under 45, female and 95% white
- People have prioritised the basic park facilities
- Bandstand performances/events and drinking fountains have support
- No clear preference on combining or locating facilities

## Actions

- Rob has added the email addresses to the mail list
- Build on the interest - get more people/groups involved and aware
- Discuss with Friends of Library, Community Centre, Friends of Park
- Co-ordinate better with the these groups so we work together
- Review with Asher Craig and other councillors to get comments
- Identify short term actions / improvements
- Publicise results and conclusions to groups & respondents
- Create a vision and plan informed by the survey results - publicise
- Cost the big options and feasibility